



1940 Longcreek Road

Excellent value for this quaint one-owner home in Longcreek- an established community on Wadmalaw. Situated on 3.6 acres of lush, wooded land with marsh and creek views. A very tranquil and private setting teeming with wildlife. Take a stroll down to the creek and enjoy the short tidal creek dock.

Water access at lower mid to high tides with an easy boat ride to deepwater on Bohicket Creek. The beautifully landscaped hardiplank house features spacious front and back porches with screened-in area, and a two-car garage. Interior highlights include 9-ft ceilings downstairs, crown molding, plantation shutters, oak floors downstairs and ceramic tile in the bathrooms.

Longcreek is located at the entrance to Wadmalaw an easy 25-minute drive to downtown Charleston.


LOCATION

Wadmalaw Island - Charleston County
15 Miles from Charleston
Longcreek Plantation, Lot 29
Tax Map: 217-00-00-133

PROPERTY HIGHLIGHTS



3.67 Acres Total
4-Bed, 3.5 Bath, 2,652 Sq Ft Home
Tidal Creek Dock (85± Ft)
Community Deepwater Dock & Boat Ramp

AVAILABLE FOR \$1,100,000



1940 LONGCREEK ROAD, WADMALAW ISLAND, SC 29487

HUGER SINKLER II | HUGER@HFLCHARLESTON.COM | 843.412.3189
HFLCHARLESTON.COM | 843-722-2642 | 1071 MORRISON DRIVE, CHARLESTON, SOUTH CAROLINA 29403



1940 Longcreek Road, Wadmalaw Island





PROPERTY BOUNDARIES

1940 Longcreek Road, Wadmalaw Island



Estimate boundary, not to be assumed as accurate



PROPERTY LOCATION

1940 Longcreek Road, Wadmalaw Island

