



Dimensions

Length	35.83 ft. (430 in.)
Width	8 ft. (96 in.)
Height	11.08 ft. (133 in.)
Interior Height	6.75 ft. (81 in.)

Weight

Dry Weight	8,266 lbs.
Payload Capacity	2,234 lbs.
GVWR	10,500 lbs.
Hitch Weight	1,050 lbs.

Holding Tanks

Number Of Fresh Water Holding Tanks	1
Total Fresh Water Tank Capacity	44.0 gal.
Number Of Gray Water Holding Tanks	1
Total Gray Water Tank Capacity	70.0 gal.



Number Of Black Water Holding Tanks	1
--	---

Total Black Water Tank Capacity	30.0 gal.
--	-----------

Propane Tank(s)

Number Of Propane Tanks	2
--------------------------------	---

Total Propane Tank Capacity	9.4 gal.
------------------------------------	----------

Total Propane Tank Capacity	40 lbs.
------------------------------------	---------

Construction


Body Material	Aluminum
----------------------	----------

Sidewall Construction	Aluminum
------------------------------	----------

Doors

Number of Doors	1
------------------------	---

Sliding Glass Door	No
---------------------------	----



Slideouts

Number of Slideouts 3

Power Retractable Slideout Yes

Awning

Number of Awnings 1

Awning Length 14 ft. (168 in.)

Power Retractable Awning Yes

Screened Room No

2019 Coachmen Catalina Legacy Edition RVs for Sale Near You

Leveling Jacks

Leveling Jack Type Front Manual / Rear Manual

Kitchen / Living Area

Kitchen / Living Area Flooring Type Carpet / Vinyl

Kitchen Location

Center

**Living Area
Location**

Rear

Oven / Stove

Layout

Oven / Stove

**Number Of Oven
Burners**

3

Refrigerator

Refrigerator Size

Mid-Size

**Refrigerator
Power Mode**

Electric / Propane



Master Bedroom

**Master Bedroom
Flooring Type** Vinyl

**Master Bedroom
Door Style** Conventional Door

**Full Size Master
Bedroom Closet** Yes

**Master Bedroom
Mirror Doors** Yes

**Master Bedroom
Shades / Curtains** Yes

**Master Bedroom
Location** Front


Bunkhouse No

Bathroom

**Number Of
Bathrooms** 1

**Bathroom
Flooring Type** Vinyl

**Bathroom
Location** Center



Toilet

Toilet Type	Plastic
-------------	---------

Toilet Location	Center
-----------------	--------

Shower

Door Type	Plastic / Glass
-----------	-----------------

Shower Location	Center
-----------------	--------

Bathroom Sink

Bathroom Sink Location	Center
------------------------	--------

Bathroom Medicine Cabinet

Bathroom Medicine Cabinet Location	Center
------------------------------------	--------

Bathroom Mirror

Bathroom Mirror Location	Center
--------------------------	--------

Bathroom Vent / Fan System

Bathroom Vent / Fan System Location	Center
-------------------------------------	--------

Wheels

Wheels Composition	Steel
-------------------------------	-------

Number Of Axles	2
------------------------	---

Tires

Rear Tire (Full Spec)	15-Inch Tires
----------------------------------	---------------

Spare Tire

Spare Tire Location	Exterior Mounted
--------------------------------	------------------

Brakes

Front Brake Type	Not Applicable
-------------------------	----------------

Rear Brake Type	Electric Drum
------------------------	---------------



Battery

Battery Power Yes

Converter

Battery Converter 45

Amps

Prewiring

Air Conditioning Yes

Prewiring

Cable Prewiring Yes

Phone Prewiring No

Heat Prewiring Yes

TV Antenna Yes

Prewiring

Satellite Yes

Prewiring

Washer / Dryer No

Prewiring

Air Conditioning

Air Conditioning Automatic
Type

Air Conditioning 13,500 BTUs*

BTUs may be combined.

Please check with dealer or

manufacturer to verify.





Air Conditioning

Air Conditioning Type	Automatic
------------------------------	-----------

Air Conditioning	13,500 BTUs*
-------------------------	--------------

BTUs may be combined.

Please check with dealer or manufacturer to verify.

Heater

Heater Type	Automatic
--------------------	-----------

Heater	35,000 BTUs
---------------	-------------

Water Heater Tank


Water Heater Tank Capacity	6 g
-----------------------------------	-----

Water Heater Pump Power Mode	Electrical / Propane
-------------------------------------	-------------------------

Water Heater Tank Bypass	Yes
---------------------------------	-----

Emergency Exit(s)

Number Of Emergency Exits	1
----------------------------------	---



Radio

Number Of Radios	1
-------------------------	---

Satellite	No
------------------	----

Speakers

Speaker Location(s)	Interior / Exterior
----------------------------	---------------------

Surround Sound	No
-----------------------	----

CD Player

Number Of Discs	1
------------------------	---

4:04

LTE 74

rvusa.com



Paint

Primary Color

White

Secondary Color

Not Available

Metallic

No

Paint Swatch File Name

Coachmen/White_-
_Silver_Exterior_Color.gi

Interior Decor

Wallpaper

Yes

Interior Wood Finish

Yes