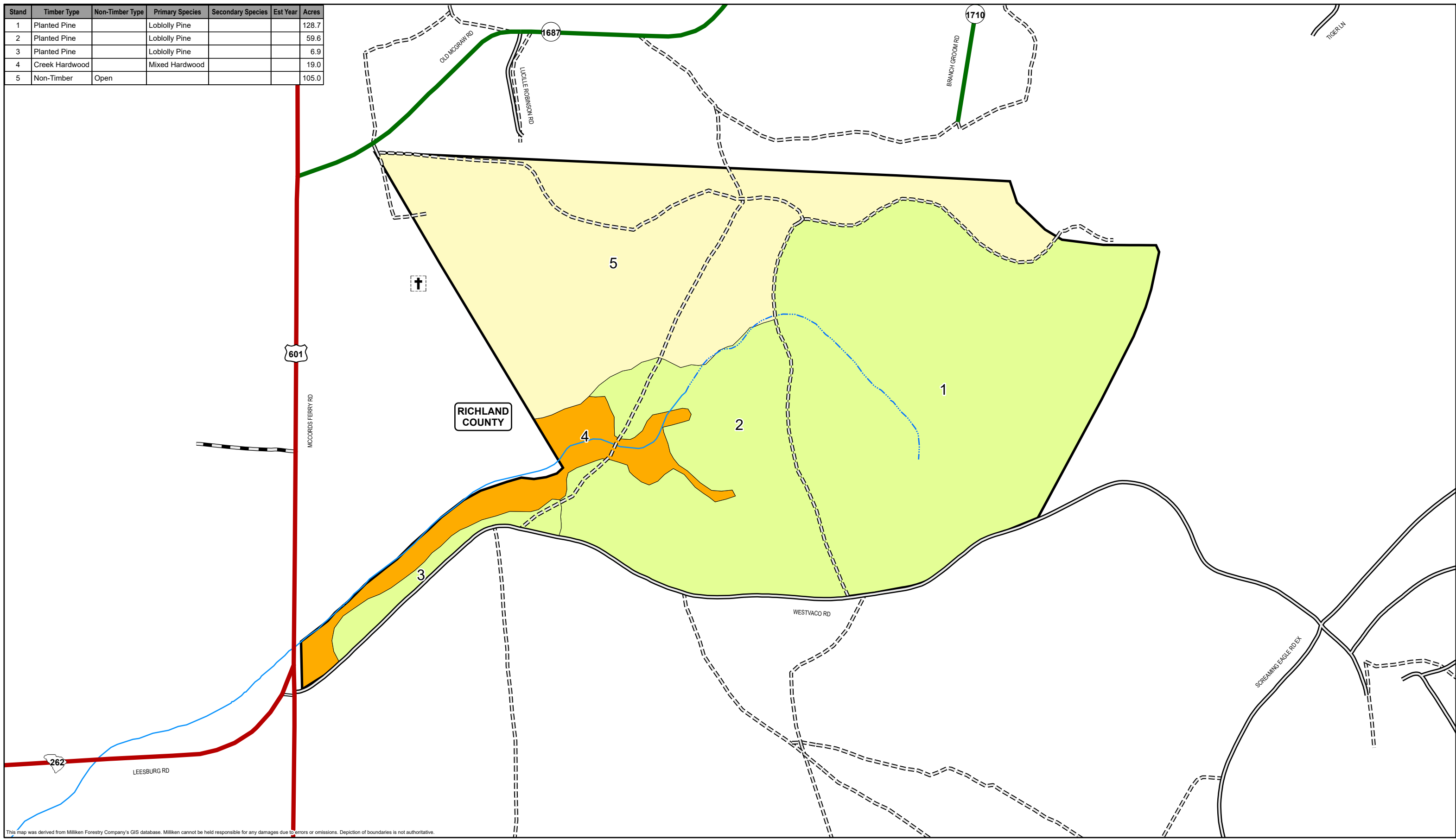
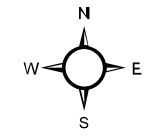


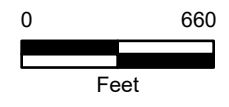
Stand	Timber Type	Non-Timber Type	Primary Species	Secondary Species	Est Year	Acres
1	Planted Pine		Loblolly Pine			128.7
2	Planted Pine		Loblolly Pine			59.6
3	Planted Pine		Loblolly Pine			6.9
4	Creek Hardwood		Mixed Hardwood			19.0
5	Non-Timber	Open				105.0



This map was derived from Milliken Forestry Company's GIS database. Milliken cannot be held responsible for any damages due to errors or omissions. Depiction of boundaries is not authoritative.



Timber Type	
■	Creek Hardwood
■	Planted Pine - Merch
Non-Timber Type	
■	Non-Timber



Timber Type Map
Murray Tract, LLC
Murray #10 Tract
319.2± GIS Acres
Richland County, SC
September 2020